

2009 Annual Report

2009 Volunteer Hours = 623.5 Thank you to our wonderful volunteers!

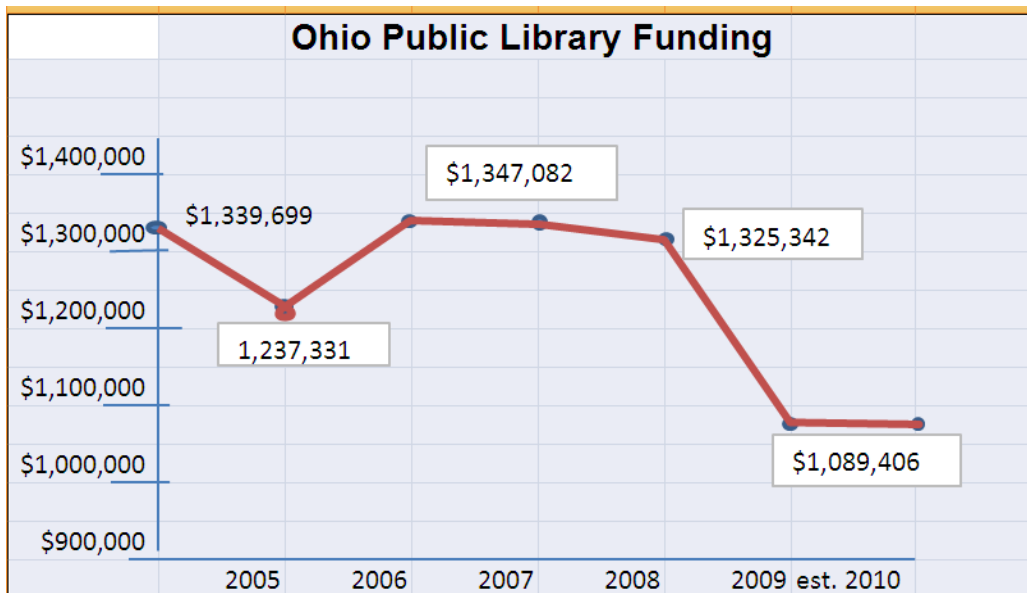
A grateful thanks to our **Friends of the Library** for all they do.

I. Summary: Below are detailed statistics for circulation, programming, budget, and library services.

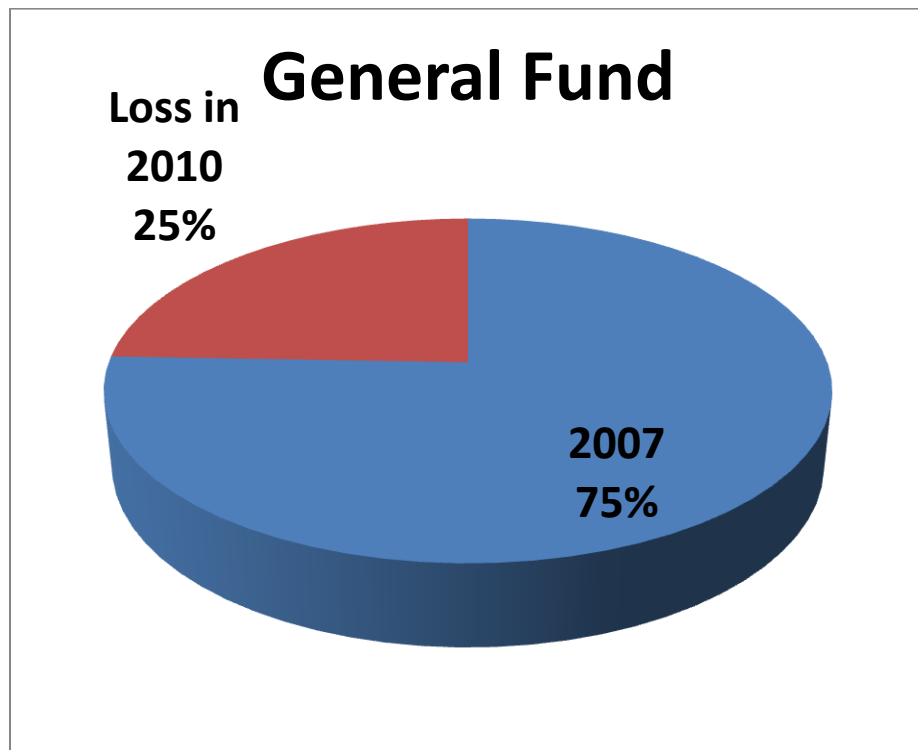
- Despite the reduction in funding in January and July, the September furlough, and reduction of Staff and open hours to the public, our circulation has increased.
- The patrons of Ohio rallied to our defense when Gov. Strickland proposed a 30% cut to our budget. Because of the incredible outcry of Ohioans, jamming phone lines, and e-mail boxes and overwhelming the Governor's staff to the extent that extra workers were hired, Ohio library budgets were only reduced by 11%. However, with the effects of the Public Library Funding reduction as well as the economic recession, we have actually experienced a **27%** loss of income.
- Our library circulation **remains higher** than the national average.
- Our **Second Annual Fall Campaign** raised **\$26,367.71** despite the economy, exceeding last year's goal.
- **Reference Questions** and **Library Attendance** continue to increase appreciably.

II. 2009 Budget

General Fund: \$1,149,393 (includes PLF)
Personnel: \$ 899,056
Books & Materials: \$155,216
Public Library Fund: \$1,089,406



Comments: The state reduction will be permanent. Only a 15% reduction in hours and staffing enable all branches to remain in operation.



Fiscal Responsibility: What we have cut to cope with the reductions

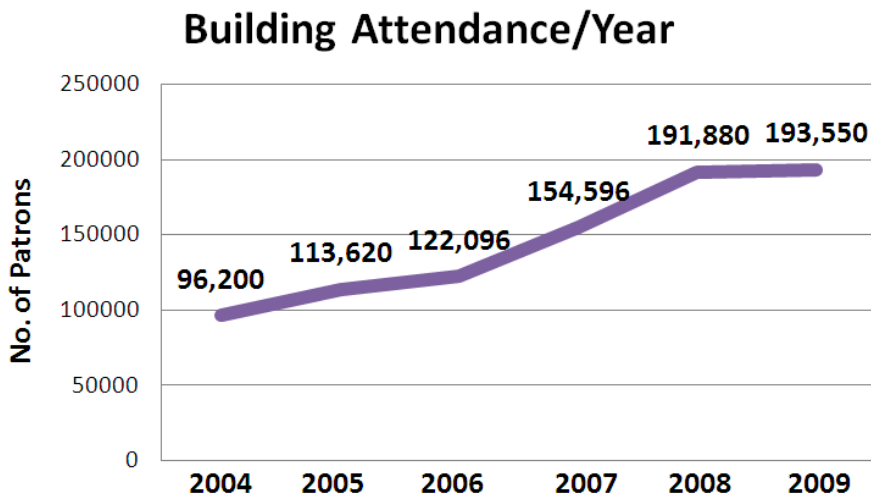
- Reduced Staff and Library hours by 15% (\$150K+ savings/yr)
- Used Federal Grant for Internet connection (\$20K+ savings/yr)
- Less expensive cataloging software (\$15K+ savings/yr)
- Patron e-mails vs. letters (\$6K+ saving/yr)
- Established Library Friends for Branches (\$5K+ assistance in 2009)
- Increased Volunteerism (invaluable)
- Annual Fall Campaign (\$20K+/year)
- Reduced lighting (\$10K+ savings)
- Administration for Staff substitutes (\$2K+/year)
- Reduced Teen Librarian position by 20 hours
- Reduced materials budget by 5% in 2008 and again 20% in January 2009
- Reduced county material delivery from 5 to 3 days (to schools and branches)
- Cut MORE deliveries from 5 days in 2007 to 3 days in 2008 and again 2009 cut to 2 days/week
- Cut InterLibrary Loan services(\$6K+/yr)
- No replacement of Staff leaving through attrition
- One week furlough in September 2009 (\$14K+)
- Federal & State Grants (\$15K+/year)

Despite these reductions, general fund reductions have been balanced:

\$ 1,837,414 (2007)	\$ 1,377,144 (2010)
Salary: 52%	51%
Materials: 21%	16%
Services: 13%	14%
Benefits: 11%	15%
Supplies: 3%	4%

- Benefits: Retirement, Med. Insurance, Worker's Comp., etc.
- Supplies: Office, Cataloging, Building Supplies, Van
- Services: Phone, Postage, Utilities, Bldg. Insur., Rental, Maintenance, etc.
- Materials: Books, AV, Magazines, Databases, Catalog Records, etc.

III. Community Value



Comments: Clearly patrons are increasingly visiting our libraries. Had it not been for the furlough, we would have had an annual attendance of 197,500 patrons. Patron visits have almost doubled in the past four years.

As is true across the country, economic difficulties bring people to their public libraries where they can utilize the Internet, and obtain free books and movies at no cost. Their children can attend free regular programming created and run by professionals. The local library becomes a community gathering space.

According the State of Colorado, these free services translate into some hefty return on investment giving the community a \$9 return on every \$1 their taxes pay.

Return on Investment Factors for Preble County District Library	
Cost to Use Alternatives	\$8,438,028
Lost Use	\$464,195
Direct Local Expenditures	\$25,943
Lost Compensation for Library Staff	\$943,787
Halo Spending	\$532,875
Total Return on Investment	\$10,404,828
Total Local Investment	÷ \$1,148,525
Return per Dollar Invested	\$9.06

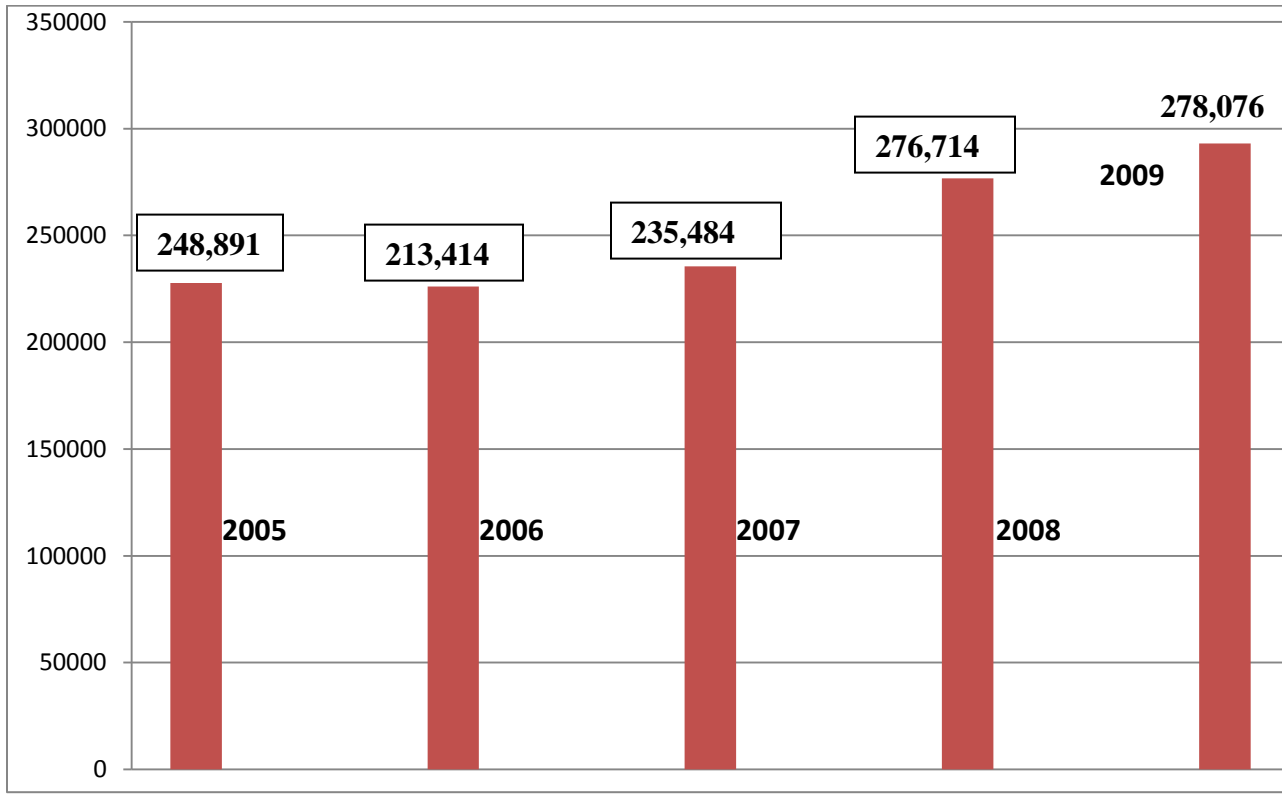
IV. 2009 Book Collection

Size: 144,820 (increase of 4413 items from 2008.)

<u>Percentage of books that are 5 years or less/branch.</u>	
CAMDEN	28%
EATON	33%
ELDORADO	29%
NPARIS	28%
WALEX	34%
WELK	38%
WMAN	44%
TOTAL	28%

Comments: The higher the percentage, the higher the number of newer books. Ohio library standard is 25%.

V. 2009 Circulation Statistics



Comments: Despite the reduction in hours and furlough, our circulation increased by **1362 more items** in 2009 than in 2008.



This year we decided to look at the amount of circulation we provide free to the 5 county school systems and Marion Lawrence Memorial Library. Including these, we circulated and delivered **431,301** materials throughout the county.

We had 26,565 registered borrowers in 2008. In 2009, we have **28,002** registered borrowers with PCDL cards -- an increase of 1437. This does **not include** all the students and staff of the schools who use their **school cards** in our system instead of the PCDL cards.

This means the average number of items checked out/**patron is 10 items/person in 2009**. For the population we are required to serve by county regulation, the average number of items checked out/required service population is **7 items/person**. This is still way above the norm for state and national averages which is 4 items/person.

Comments: 71% of circulation consists of print material; 29% of Audio-Visuals (DVDs, CDs, VHS, toys, Games, etc.).

Branch Circulation Comparisons

	2006	2007	2008	2009
CA	29205	31,556	35230	32,438
EA	129962	135387	155584	148,084
EL	10687	9818	12322	12,282
LARC	No Data	3141	2191	2,344
NP	13087	16041	19878	22,096
WA	27132	26942	35961	37,042
WE	6212	4721	3437	6,513
WM	9784	11019	12111	13,296

*CA=Camden, EA=Eaton, ELD=Eldorado, LARC=Storage & PCRoom, NP=New Paris, WA=West Alexandria, WE=West Elkton, WM=West Manchester



Outreach Services to Homebound and Older Adults:

Circulation: 3,981
Users Served: 792



Children's Special Programs:

Book Stamp Program: 575 children read 22,550 books

Summer Reading Program: 742 children and teens participated, reading 4,368 hours, and attending 93 programs

Interlibrary Loan Statistics (non-PCDL library materials circulated,
not including the schools.)

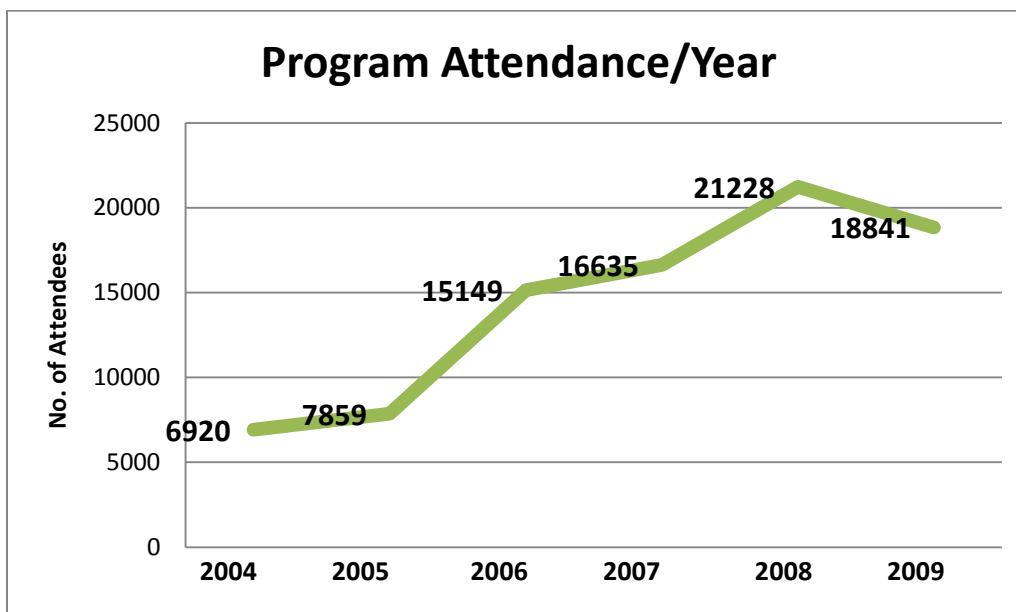
ILL	2005	2006	2007	2008	2009
To Other Libraries	1709	3084	2798	1757	3773
From Other Libraries	3917	5183	7124	8993	7665

Comments: Due to cut backs, two other alternative InterLibrary Loan resources (OCLC & SEO) are no longer in use. These statistics are all from the **MORE ILL State System** which allows a patron to order materials from across Ohio at no additional cost.

VI. 2009 Programming Statistics

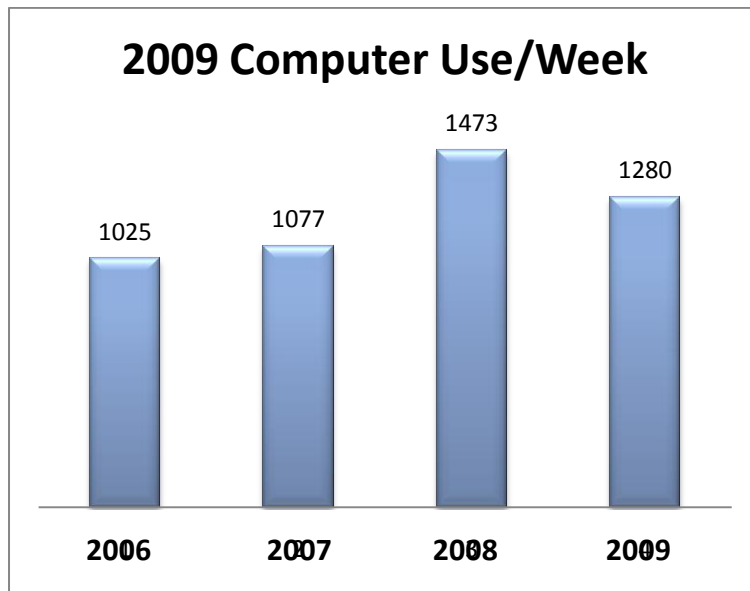
Annual Programming Statistics

	2005	2006	2007	2008	2009
Total Number of Programs:	541	503	474	706	531
Total Childrens/Teen Pgms:	397	313	398	413	305

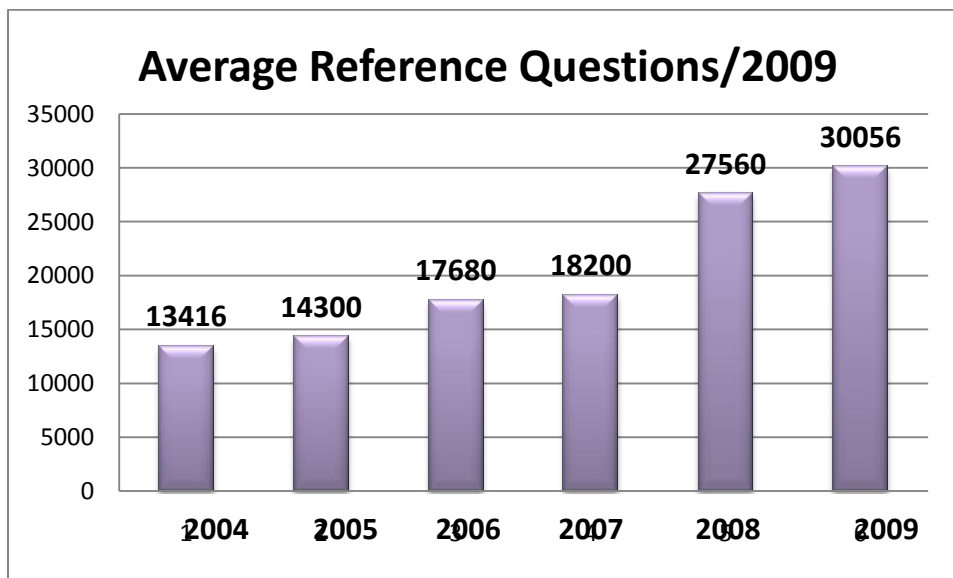


It is clear the furlough and economy has already effected our statistics. We have relied on our Friends of the Library for program funds more than ever. The Young Adult Librarian position was reduced to part-time.

Despite a very difficult year, the Preble County District Library programming continues to bring in thousands of patrons every year.



Comments: This year software was put in that gives patrons a set amount of time to work. These statistics do **not** include patrons using our Wireless capabilities.



Comments: Reference Services are increasingly busy with an average of 1180 questions/week. This does not include Directional Question such as “Where is the copier?” or “What time do you close?” We are seeing many new faces at our libraries: patrons looking for jobs; patrons who no longer have access to the Internet at home; and people who are no longer able to purchase their own books and materials.

