

2011 Annual Report

Our incredible Volunteers gave the library 1559 hours of their time this year!
Thank you so much for your service.

Thank you again to our Friends of the Library who marched with us in parades, fundraised for our programming, helped pay for new copiers, fax machines, scanned historical documents, and so much more!

I. Overview: Below are detailed statistics for circulation, programming, budget, and library services.

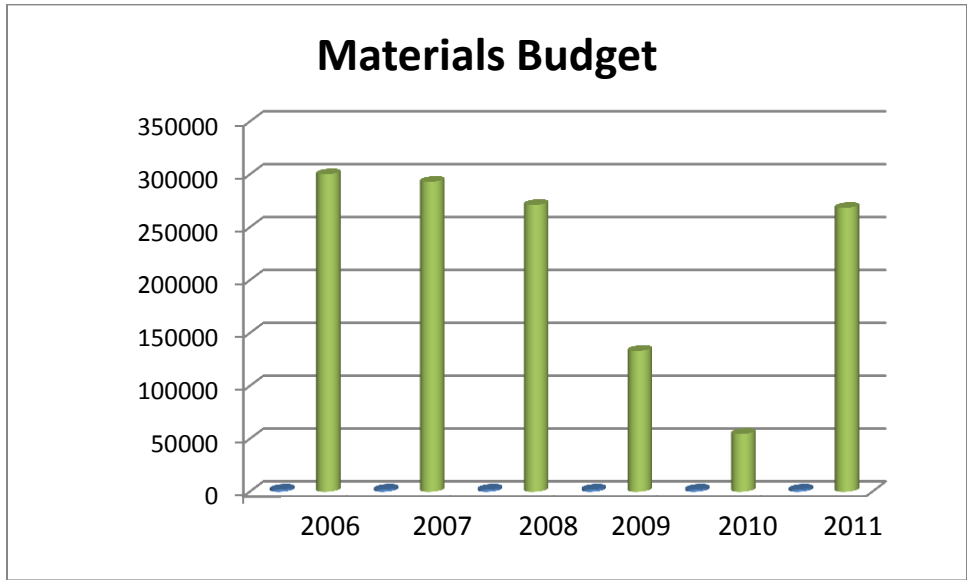
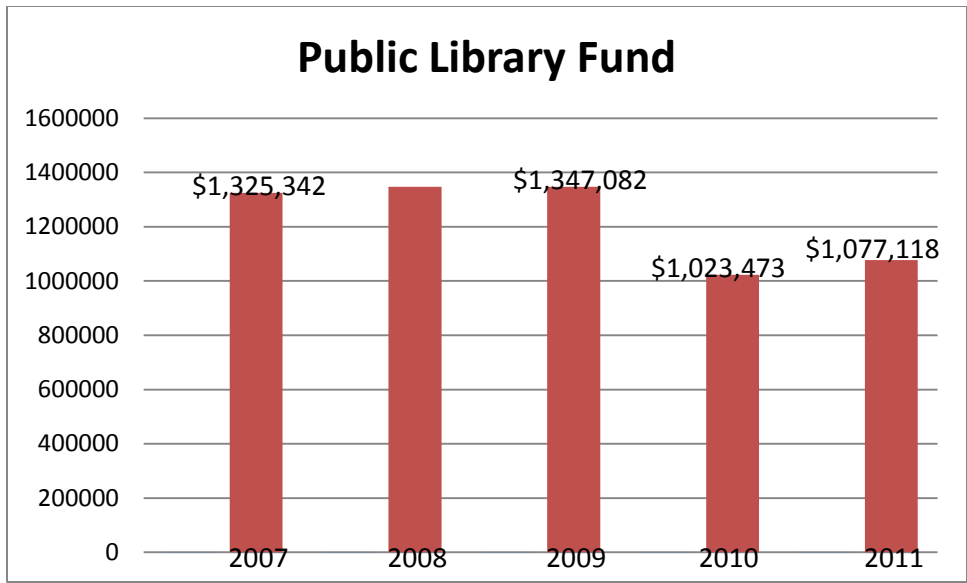
- **134,680** patrons came into our library in 2011.
- We have had a record breaking year for programs to the community: **941 programs** were made available to patrons at no cost with **31,567 patrons attending** them.
- Approximately **53,040 hours** of computer use occurred. We cannot calculate the number of hours of patrons who use our WiFi connections outside our buildings.
- On Average our patrons check out an average of **6** items/year.
- Thanks to your support through the levy, the library has restored the material purchasing budget and our hours. We are **open 275 hours/week**.
- PCDL had **24,095** registered borrowers in 2011. This **does not include** all the students and staff of the schools who use their **school cards** in our system instead of the PCDL cards or the Marion Lawrence Memorial Library in Gratis that uses our catalog system.
- Reference Questions continue to drop as the average patron “Googles” instead of using a professional librarian.
- **64%** of circulation is print material. The remaining **36%** is Audio-Visuals. The national trend is for AV materials to catch up to print materials in circulation at almost a 50-50 percentage.

II. 2011 Budget

General Fund: \$1,879,219

Public Library Fund (State Tax): \$1,077,118

Property Levy: \$755,709



Summary: The levy monies so generously voted for has gone primarily for material purchases. The library has also turned all the lights back on and restored previous open hours. There has been a lot of neglect to our buildings so as a matter of course the library has finally been able to address these issues: carpet and furniture cleaning, painting, small carpet replacement, etc. We have been able to upgrade our computer software as well.

The Public Library Fund (PLF), which used to be about 90% of our income, has remained almost as low as in 2010 when we had to reduce library hours, materials, etc. Only with the Levy monies is the library able to return to normal operations again. It is anticipated that our PLF will remain this low for the year 2012 as well.

III. 2011 Age of the Material Collection

Percentage of books that are 5 years or less/branch.

Camden28.%
Eaton41%
Eldorado26%
New Paris...36%
W Alex38%
W Elk40%
W Man53%

Comments: The higher the percentage, the higher the number of newer books.
Ohio library standard is **25%**.

PCDL holds **119,275 print** materials.

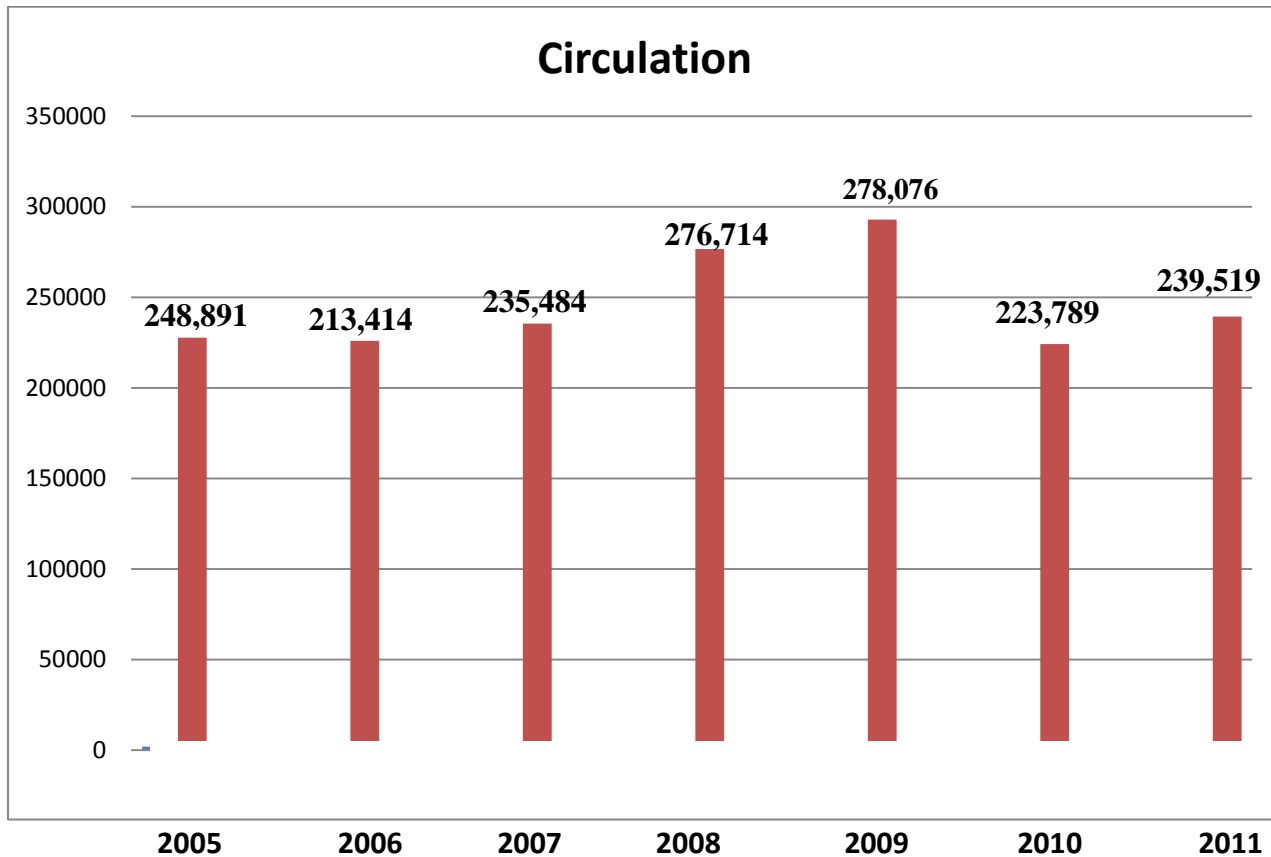
PCDL holds **18,795 audio-visual** materials (DVDs, CD/Cassettes, Software.)

PCDL owns **209 eBooks**.

PCDL has **258 print subscriptions** (magazines, etc.)

PCDL subscribes to **37 databases** for the public.

IV. 2011 Circulation Statistics



2011 Branch Circulation Comparison

<u>Branch</u>	<u>Adult</u>	<u>Juv.</u>	<u>Branch %*</u>	<u>Grand Total</u>
CA	17722	6459	11%	25120
EA	75686	46817	60%	139,867
ELD	5715	2844	2%	4292
NP	12152	4921	8%	18588
WA	18099	10897	14%	31387
WE	3597	1615	3%	6612
WM	6393	3178	2%	4754
Storage	4141	453	N/A	4546
Outreach	3124	451	N/A	2837

*The percentages are rounded up figures and are only for the branch totals. Our libraries serve the county with the exception of Gratis and Lewisburg.

***CA**=Camden, **EA**=Eaton, **ELD**=Eldorado, **NP**=New Paris, **WA**=West Alexandria, **WE**=West Elkton, **WM**=West Manchester, **Outreach**=Delivery to homebound patrons, **Storage**=Older editions, oversize, and series.

<u>InterLibrary Loans</u>	<u>2005</u>	<u>2006</u>	<u>2007</u>	<u>2008</u>	<u>2009</u>	<u>2010</u>	<u>2011</u>
---------------------------	-------------	-------------	-------------	-------------	-------------	-------------	-------------

To Other Libraries	1709	3084	2798	1757	3773	2965	2537
---------------------------	------	------	------	------	------	------	-------------

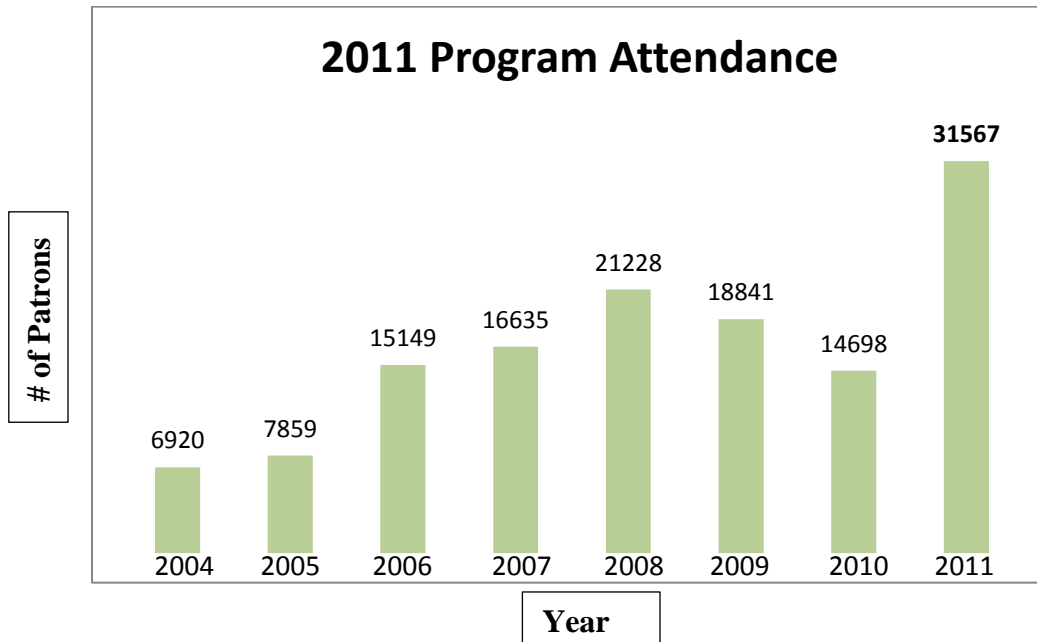
From Other Libraries	3917	5183	7124	8993	7665	5348	6234
-----------------------------	------	------	------	------	------	------	-------------

Comments: Interlibrary Loan services are materials that come in or go out of Preble County. You can see that through ILL, PCDL patrons borrow over twice as many items from libraries outside of the county than outside libraries borrow from us. Our circulation has increased by **15,730 more items** in 2011 from in 2010. It could be argued that this increase is due to the restoration of the materials budget and patrons are discovering new items after many years of few new items. We have removed VHS from our system. We have replaced many popular movies with DVD format as well as purchased new movies. In May of 2011, we joined the Ohio E-book Project. This is a consortium of libraries who collectively purchase and share e-books (online books and audiobooks.) We began in May 2011 with seven checkouts. At the end of December 2011, our patrons checked out **1516 e-books..**

V. 2011 PROGRAMMING TOTALS



941 programs were made available to patrons at no cost. **31,567 patrons** took attended of these fun community opportunities.



Book Stamp Program: **605** children read **18,425** books

Children's Summer Reading Program: **690** children and teens participated and read **4,755** hours and attended **89** programs

Teen Summer Reading Program: **145** Teens Participated and read **2895** hours and attended **21** programs

VI. Community Outreach



Supporting Education in the County through Shared Resources

This year we began providing monthly **Homeschooling Programs** and materials. These have proven to be successful and we will continue with this program. As we have for over a decade, we continue to provide a free catalog system to the public schools and free delivery. Four of the county public school systems are participating in this service. This means the combined materials available at our public library, Gratis' Marion Lawrence Memorial Library as well as the four area school systems are shared by all. We also provide **OhioLINK** services (the Ohio academic library catalog system) to students enrolled in Sinclair Community College.



Supporting Small Businesses and Job Search Efforts

The library offers free Basic Internet Classes, Job Searching Classes at the Preble County Job Center, Small Business Programming with the PC Chamber of Commerce, as well as a free Skype connection to the Small Business Association for one on one assistance.



Outreach Services to Homebound and Older Adults

Circulation: **2,837**

Users Served: **792**

Beyond Books Program Attendance: **442**

Nursing Home Visits: **192**

Homebound Patrons Visits: **71**

PCDL works cooperatively with the PC Council on Aging to provide programming such as “Kinship Connection” and “We Care: A Caregiver’s Support Group.” “Kinship Connection” was developed in response to the increasing number of grandparents who are raising their grandchildren. According to the American Association for Retired Persons (AARP) “More than 2.5 million grandparents are taking on the responsibility for these children. Many other relatives also take on this responsibility, although data are not available on other relatives. Often they assume this responsibility with neither of the children’s parents present in the home. In fact, nearly 1 million children are living in homes where the grandparent is the householder and neither parent is present in the home...”

<http://www.aarp.org/relationships/friends-family/grandfacts-sheets/>

VII. Services and Resources



Free Meeting Space for Non-Profit Organizations



Eldorado Library: Outside groups reserved this room at least **82** times with 1968 patrons.

Administrative Office: Outside groups reserved the room **29** times with 321 patrons.










Genealogy/ Preble County Room

The Preble County Room has visitors via e-mail from all over the world. We also had people walk into the room and sign in from: Ohio, Texas, Indiana, Connecticut, Kentucky, Illinois, Wisconsin, North Carolina, Washington, Colorado, Arizona, Florida, Michigan, Pennsylvania, Iowa, District of Columbia, Virginia, New York, Utah, Maryland, Kansas, California, Arkansas and South Carolina.

2011 Computer/Technology Upgrades

Keeping up with the demand for advancing technologies is a never ending library task and we are here to meet your needs.

-  WiFi in all library buildings
-  A weekly Computer Clinic to answer any software or hardware questions
-  Ongoing staff training to answer patron e-reader questions (Kindles, Nooks, iPads...)
-  Receipt Printers so you have a paper document for your circulation transactions
-  Fax and copiers at each location
-  Ability to scan material to e-mail addresses at Eaton Library & Office
-  Skype for small business owners to connect with the Small Business Administration

Reference Services

Reference Questions have dropped across the country. Users are relying more and more on their own Internet research. Our reference questions have also dropped to 19,448 for 2011. In response to this trend, we are reaching out directly to businesses, schools and organizations to teach patrons how to find reliable information.

Services & Materials for the Differently Abled



PCDL has a free Videophone for persons who are Deaf and their families. We also have a “Deaf Collection” of materials in American Sign Language, S.E.E. (Signed Exact English) and Lipreading.

The library has a collection of Braille materials for children and works with the State Library for Blind and Physically Handicapped to provide audio devices for our visually-impaired patrons. Book readers are also available for patrons.

PCDL also has a collection of toys for children with special needs that can be checked out for home use.

State of America's Libraries: A Report from the American Library Association

As detailed in our April 11, 2011 news item, [Job-seekers, entrepreneurs continue to turn to their local library for help: State of America's Libraries Report 2011](#), the report states that the Great Recession may have come to an end, but hard-pressed Americans continue to turn to their local libraries for help in finding a job or launching their own business. Other key trends detailed in the 2011 State of America's Libraries Report:

- The report includes data from a [January 2011 Harris Interactive Poll \(PDF\)](#), stating that even as budget-cutters take aim at libraries -- U.S. mayors reported in November that hours, staff or services at local libraries was the No. 2 budget area that been cut; another study indicated that 19 states reported cuts in funding for public libraries from fiscal 2010 to fiscal 2011 and that more than half said the cuts were greater than 10 percent, and that state cuts often were compounded by cuts at the local level -- and their services, more than two-thirds of the 1,000-plus adults contacted in the survey said that the library's assistance in starting a business or finding a job was important to them.
- The availability of wireless Internet in public libraries is approaching 85 percent, and about two-thirds of them extend wireless access outside the library. Computer usage at public libraries continues to increase.
- Almost all academic libraries offer e-books, as do more than two-thirds of public libraries. For most libraries, e-books are only still a small percentage of circulated items -- but represent the fastest-growing segment.
- A battle over the future of widely used e-books was joined in March, when HarperCollins announced that it will not allow its e-books to be checked out from a

library more than 26 times, raising the possibility that e-books that are not repurchased would be available at the library for only about a year.

- U.S. libraries of all types continue to make increasing use of social media and Web 2.0 applications and tools to connect with library users and to market programs and services. Facebook, Twitter and blogging tools are the favorites.
- Taxpayers entrusted libraries with their tax dollars by approving 87 percent of operating measures on ballots across the country.
- Libraries, bookstores and individuals nationwide continue to battle censorship, and thousands of people read from banned or challenged books during Banned Books Week (Sept. 25–Oct. 2, 2010). Leading the “Top Ten List of Frequently Challenged Books” published annually by the ALA Office for Intellectual Freedom were "And Tango Makes Three" (by Peter Parnell and Justin Richardson), "The Absolutely True Diary of a Part-Time Indian" (by Sherman Alexie), and Aldous Huxley's "Brave New World," which has been stimulating would-be censors almost continuously since its publication – in 1932.
- The library community is both struggling to keep up with the digital revolution — and envisioning a future that incorporates new philosophies, technologies and spaces to meet all users' needs more effectively. As one analyst notes, the changes "go beyond merely incorporating technological advances to include rethinking the very core of what defines a library — [a] sense of place, of service, and of community."

Libraries Connect Communities: Public Library Funding and Technology Access Study (PLFTAS)

This latest report's findings were summarized in our June 21, 2011 news item, *New library study: demand up for technology, budget cuts limit access*, stating that U.S. public libraries continue to expand as technology centers for communities, providing essential resources for job-seekers and support for critical e-government services. Not surprisingly, libraries report again that services for job-seekers rate as the most important public Internet service provided to the community. Yet, 56 percent of libraries report they do not have enough staff to effectively assist job-seekers. In addition, as the demand for e-books increases, libraries are the starting place for free downloads. However, budget cuts have forced libraries across the country to scale back drastically on operating hours and access to services, just when resources are most needed. While 70 percent of libraries report increased use of public computers, and more than half of libraries report an increase in use of electronic resources, 55 percent of urban libraries report operating budget decreases during the current fiscal year, followed by suburban (36 percent) and rural (26 percent) libraries. At the same time, 16 percent of libraries report decreased operating hours, a jump from 4.5 percent just two years ago. For the third year, the greatest impact was experienced by those living in urban communities; nearly 32 percent of urban libraries report reduction of open hours, up from 23.7 percent last year.

Additional key findings on the state of Internet availability in public libraries include:

- 99.3% of public libraries offer free access to computers and the Internet;
- Over 64% of libraries report that they are the only source of free Internet access in their communities;
- 70% of libraries report public use of Internet computers increased in 2010;

- More than two-thirds (67 percent) of libraries offer access to e-books, up 12 percent from two years ago, up 30 percent since 2007

Source: <http://www.ala.org/tools/libfactsheets/alalibraryfactsheet06>