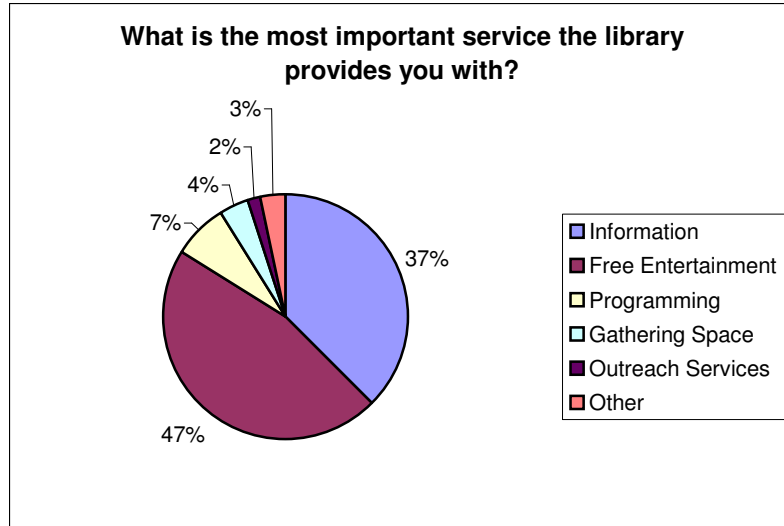
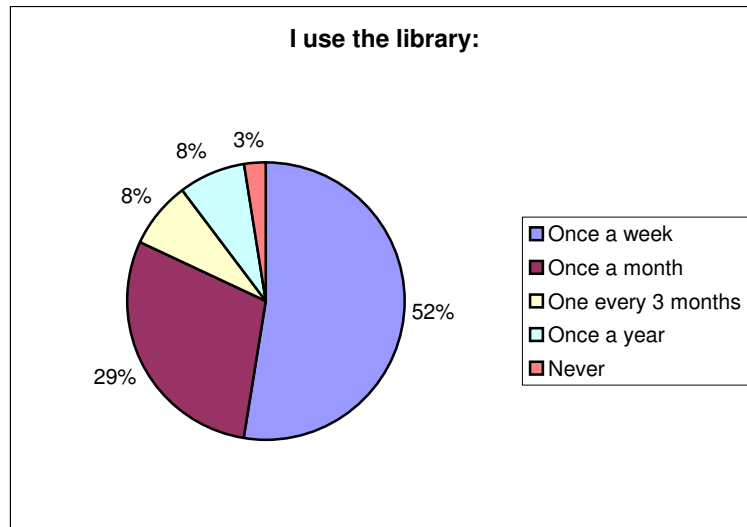


## Survey Results



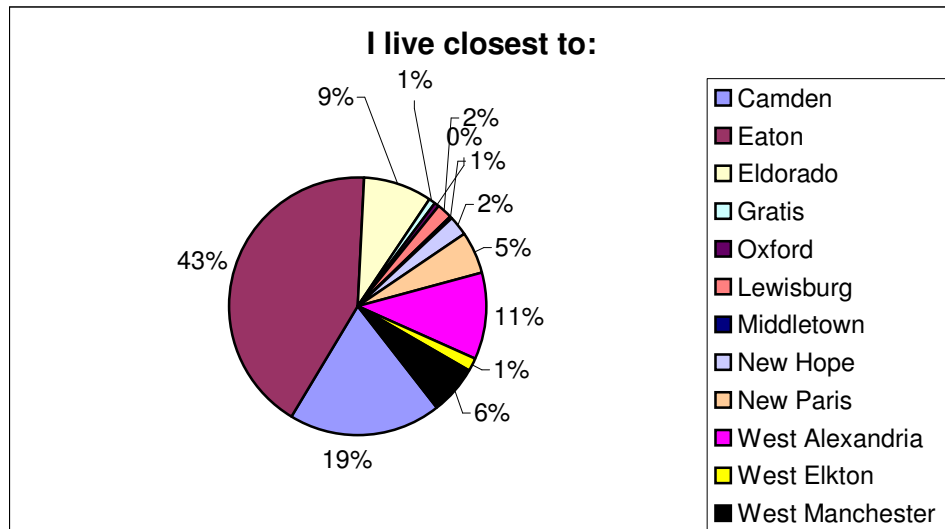
**Graph 1.** For analysis see graph 5 below.



### **Graph 2. Do Preble County citizens use their libraries?**

A resounding YES! In fact, the majority, over 50% of the people surveyed use their library more than once a week. Only 3% of the respondents “never use their library.”

There were 375 surveys taken outside of the library (including 121 on line) but not including Fairhaven or Morning Sun. There were 934 survey responses. This means that 40% of our respondents were not actually in the library when they took the survey. This makes the actual survey results more valid and more reflective of our communities. Staff and volunteers went door to door at Morning Sun and Fairhaven. Northern Trail Middle and High School students were surveyed during an all morning career day assembly. Banks, laundry mats, restaurants and the YMCA were other venues outside of our buildings that took surveys. This approach was very effective.




**Graph 3. To which library are our respondents closest?**

The majority of our respondents live closest to Eaton (43%), with the next largest group being from the Camden area (19%.)

**Question 4. I use the library in my town and...**

The relevant information gained from this question was to determine how patrons use the library as a system. Even with MORE (the ability to order books from across the state) and our internal delivery system, Preble County citizens tend to travel throughout the county for library services. Camden area patrons are loyal to their Camden Branch. Eaton patrons tend to use at least 2 other libraries besides their own. Eldorado area patrons use at least one other library in the system. New Paris patrons are loyal to the New Paris branch. Half of the West Alexandria area patrons use both the West Alexandria branch and another branch. West Elkton patrons tend to use their branch and another library. West Manchester folks like to use two or three other area libraries besides their own branch.

**Graph 5. The most important service(s) the library offers is:**



Information	451
Entertaining Materials	350
Gathering Space	51
Programming	39
Computer Connection	125
Outreach	26
Total Respondents	1042

Results: “Information” is the main reason for citizens using our library. “Entertainment” was the next choice.

This question was purposefully asked twice to as a means of determining the accuracy of the responses given. Often times in a survey the first question is pitched out because the respondent does not read the question thoroughly. The question is then asked again in a slightly different manner. As you can see the results of our survey show the same pattern. It is the second response that is most reliable.

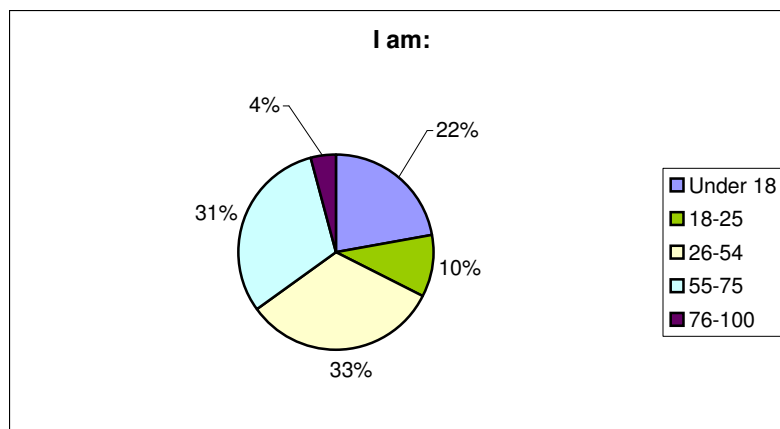
In situations where the respondent chooses ALL the multiple choice possibilities, the response is not included.

### Graph 6. Gender of our respondents.

The breakdown of our respondents were female by 64% . The census data for Preble county shows 50.2% female (2000.) However, PCDL follows right along with the national library statistics.

Female	518
Male	281
Total	799

### Graph 7. What are the respondents ages?



The majority of our respondents were between the ages of 26-54 years of age (33%.) This was quickly followed by 31% being between the ages of 55-75 years of age. The data was analyzed to see if there were any real differences between the age groups and their responses.

With the question “what service(s) are most important to you?”

18 and under chose “Information” by 52%.

Ages 18-25 were evenly balanced among the choices.

Ages 26-54 chose “Information” by 43%

The other ages followed the pattern for the overall results in graph 8.

The question “What would you change about your library?” yielded some age specific results as well. I’ve included the top three relevant responses here:

**18 and under:** increase computer connection, increase space, increase hours open

**18-25:** increase computer connections, increase best sellers, create a quiet area

**26-54:** increase hours open, increase space, increase best sellers

**55-75:** increase best sellers, increase hours open, increase space

**76-100:** increase best sellers, other responses evenly distributed

Graph 8. What do our patrons want improved?

Increase the space	233	19.5%
Increase the computers	216	18%
Increase best sellers	243	20.3%
Increase programming	53	4%
Increase hours open	251	21%
Create a quiet area	105	8.7%
Increase Outreach	28	2.3%
Other	65	5.4%

Total responses	1194
-----------------	------

Overall, by a very narrow margin, our respondents want more open hours (21%.) This is tightly followed by best sellers (20.3) increase the space (19.5%) and more computers (18%). I did not include the “nothing” responses written on this survey, which were numerous.

Do the patrons of Preble County want these changes enough that they would want a larger central facility?

**Graph 9.**

<b>Do you want a large Main Library in Eaton with basic branch service?</b>
---

Yes	200	31%
No	433	68%
Total	<b>633</b>	

The majority of the community do not want a larger facility in Eaton. This was true across all communities surveyed with no real significant difference in response by location or age.

**Graph 10.**

**If you live in CA, ELD, NP, WA, WE, WM or use these libraries regularly, would you rather have fewer materials at your branch and have more computers and seating space?**

<b>Yes</b>	132	26.9%
<b>No</b>	358	73%
<b>Total</b>	490	

**If you live in College Corner, Fairhaven, or Morning Sun, What library service do you think is most important to have in your town?**

Homework Help	11
Outreach Services	1
Computers	2
Books & DVD	4
Story time for preschoolers	
Family Programs	0
Other	
Total	18

Fairhaven results are tabulated separately to pin point their responses. Volunteers went door to door but did not follow the survey format. Morning Sun residents were also given surveys door to door and informally interviewed. In both cases, programs and services for children were the most requested service: story times, homework help, computers to do homework.